


3630T SWITCHBACK


CONSTRUCTION-GRADE TRACTOR



MOBILE TRACK SOLUTIONS



3630T SWITCHBACK STANDARD EQUIPMENT



POWER

Engine HP at Rated RPM	630 hp at 2,000 rpm	469.79 kw at 2,000 rpm
------------------------	---------------------	------------------------

ENGINE

Manufacturer	Caterpillar	
Peak Engine RPM	2,190 rpm	
Type	Cat ACERT C18 Tier 4 Final	
Aspiration	Single Stage Aftercooled Turbocharger	
Filter, Engine air	Dual Stage Particulate Filter	
Cylinders/Number of valves/Displacement	6 cyl./24 Valve/18.1L	
Bore/Stroke	5.71 in / 7.2 in	145 mm / 183 mm
Compression Ratio	16.0:1	
Lubrication	Full-pressure, full-flow filtration with bypass	
Filter Oil	Two replaceable spin-on canister oil filters	
Rated RPM	2,000 rpm	

ELECTRICAL

Alternator	200 amp Delco alternator	
	3 X 1150 cca 12v batteries	

TRANSMISSION

Transmission	Cat TA22H 16 speed Powershift Transmission	
Gears	16 Forward / 4 Reverse	
Auto Shift	Standard	

AXLES

Rear Axle Diameter	2.5 in	63.5 mm
Axle Width	104 in	2,641 mm
Differential Lock	Standard	
4 Axle to Axle	193 in	4,902 mm

TRACK BELTS

Description	Camso 6500 Series	
Standard Width	30 in	762 mm
Optional Width	36 in	914 mm

STEERING


Hydraulic Power Steering	Standard	
--------------------------	----------	--

FINAL DRIVES

Planetaries	Outboard	
-------------	----------	--

DRAWBAR

Gooseneck Hitch		
Quick Hitch and Hitch Plate		
Gooseneck Hitch Load	42,000 lbs	19,050.8 kg
Max Vertical Hitch Load	34,000 lbs	15,422.1 kg



HYDRAULICS

Description	Closed Center Pressure Compensated	
Remote Valves	6 EH SECTIONAL VALVE	
Maximum PSI	3,100 psi	21,000 kPa
High Flow Hydraulic Pump	2X 60 gpm	2x 230 lpm
Total Tractor Hydraulic Flow	120 gpm	454 lpm
Available Flow at single remote valve (Dual Scraper)	33 gpm	125 lpm
Available Flow at single remote valve (High Flow Scraper)	55 gpm	208 lpm

CAPACITIES

Fuel Tank	260 gal	984.2 L
DEF Tank	12.5 gal	47 L
Crankcase w/ Filter	38 qt	36 L
Differential Oil	12.1 gal	46 L
Hydraulic System	31 gal	117 L
Cooling System	18.5 gal	70 L

BRAKES

Hydraulic Power, Dry Disk	Standard	
Hydraulic Scraper Brakes	Standard	

WHEELBASE

Wheelbase Length	193 in	4,902 mm
Turning Radius	331 in	8,407 mm

CAB

Volume	175.5 ft ³	4.97 m ³
Glass	86 ft ²	7.99 m ²

DIMENSIONS

Base Shipping Weight	67,100 lbs	30,436 kg
1 Width (Overall Shipping)	143 in	3,632 mm
2 Length (Overall Shipping)	341 in	8,661 mm
3 Height (Overall Shipping)	152 in	3,860 mm
Ground Clearance	24 in	610 mm
Overall Track Width	128 in	3,251 mm

MISC.

Degrees of Articulation	36°	
Degrees of Oscillation	360°	

